

I hope you find these labels useful
in your classroom!

I hope you enjoy these pencil cup labels! This size works really well with metal cup holders from the dollar store! Just cut out a strip of colored paper long enough to wrap around the cup, cut out and glue the labels of your choice on the paper, and secure it with packing tape around the cup.

If you want a specific color background, please email me at runningtoteachfirstgrade@gmail.com

To be notified when I add new items to [my store](#), click the "follow" button.

♥ Kristina Rocafort


All fonts by:




Frames and graphics by:




**Ready to
Write**




**Sharpen
Please**




Sharp




Dull




**Ready to
Write**




**Sharpen
Please**




Sharp




Dull




**Ready to
Write**




**Sharpen
Please**




Sharp




Dull



**Ready to
Write**




**Sharpen
Please**




Sharp




Dull




**Ready to
Write**




**Sharpen
Please**




Sharp




Dull




**Ready to
Write**



**Sharpen
Please**



Sharp



Dull

